

DUBOIS COUNTY PARK



The Dubois County Park Improvements Phase II is a newly redesigned park. This project aligns with the "Quality of Life", one of the three READI 1.0 qualities. The park incorporates two of the READ 1.0 focus areas: "Trails & Parks", and "Capital/Infrastructure". The project is located in Dubois County, IN. READI Program invested \$225,000 and the total matching amount from non-READI sources was \$323,434. The total investment was approximately \$548,434.

"In 2018, the Dubois County Park and Recreation Board developed a Master Park Plan to guide the Park in adding amenities that would enhance the quality of place for existing and new residents of the area. The Dubois County Park and Recreation is requesting READI funding to begin Phase II of the Master Park to update and enhance the park's central activity zone. The Board has determined that constructing a splash pad is the priority. Basketball courts, tennis courts and playground equipment are needed upgrades as well but are all dependent on quotes submitted for the splash pad. These upgrades will be considered if enough funding is available. A pickle ball court is also in consideration. Phase I of the project is currently underway and includes adding RV campsites, a restroom, and handicapped accessible trails. The Board will use its yearly budget allocation of \$75,000 for the \$225,000 in public match over 3 years. Partners include Hafer Design as construction manager, Indiana 15 Regional Planning Commission, Dubois County Auditor. Received support letters from residents, Dubois County Foundation, County Commissioners, County Council, Chamber of Commerce, City of Huntingburg and the City of Jasper. Design of activity zone will begin on January 12, 2023, with the project expected to be completed by December 31, 2024."

Photos by the Dubois County Government



QUALITY OF LIFE PROJECT OVERVIEW

DUBOIS COUNTY PARK

READI funds supported Dubois County Park Improvements Phase II in Dubois County, Indiana, enhancing the park's central activity zone with a new splash pad and planned recreational upgrades, representing an investment of approximately \$548,000 with completion expected in December 2024.

BEFORE (January 1, 2023 - December 31, 2023)

AFTER (January 1, 2025 - December 31, 2025)

Unique Visitors



22,171

29,624

↑ 34%

Total Visits



6,800

8,800

↑ 29%

Most Weekly Visits



2,600 *Week of July 17, 2023*

2,700 *Week of July 14, 2025*



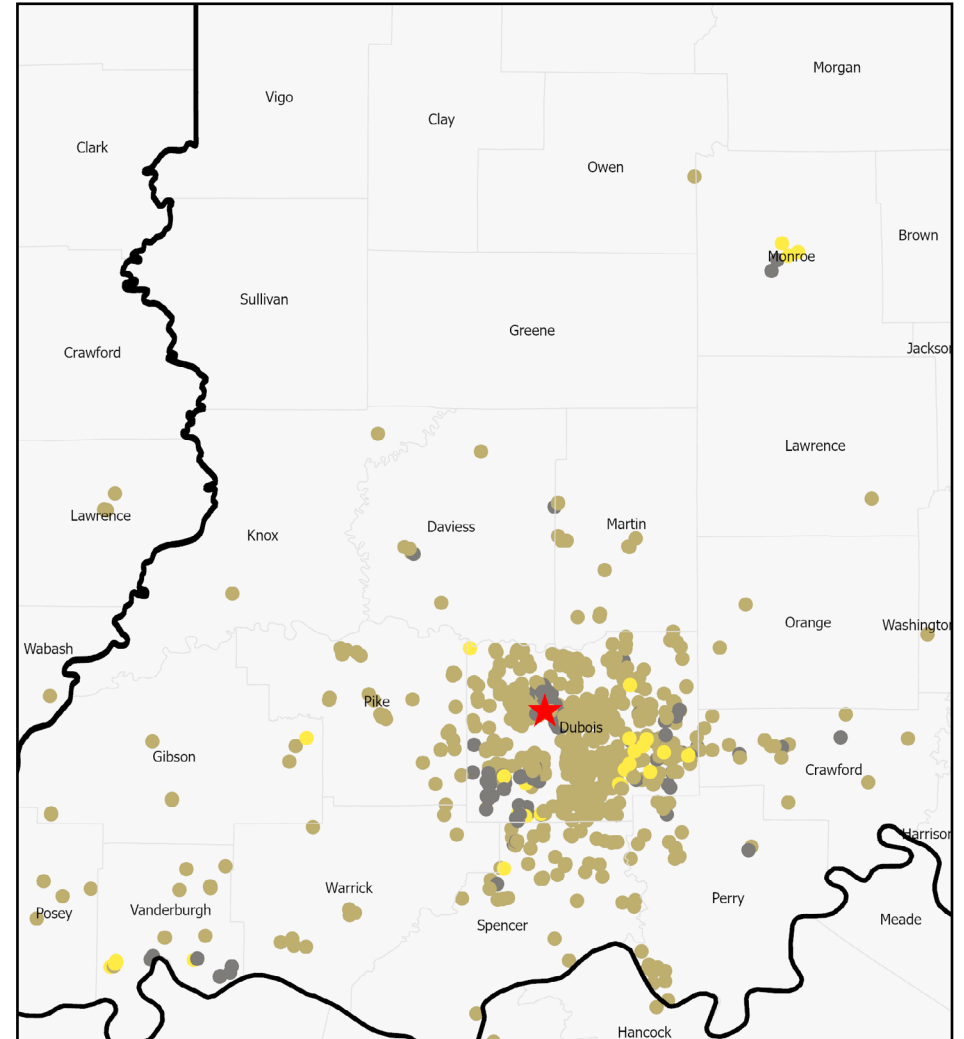
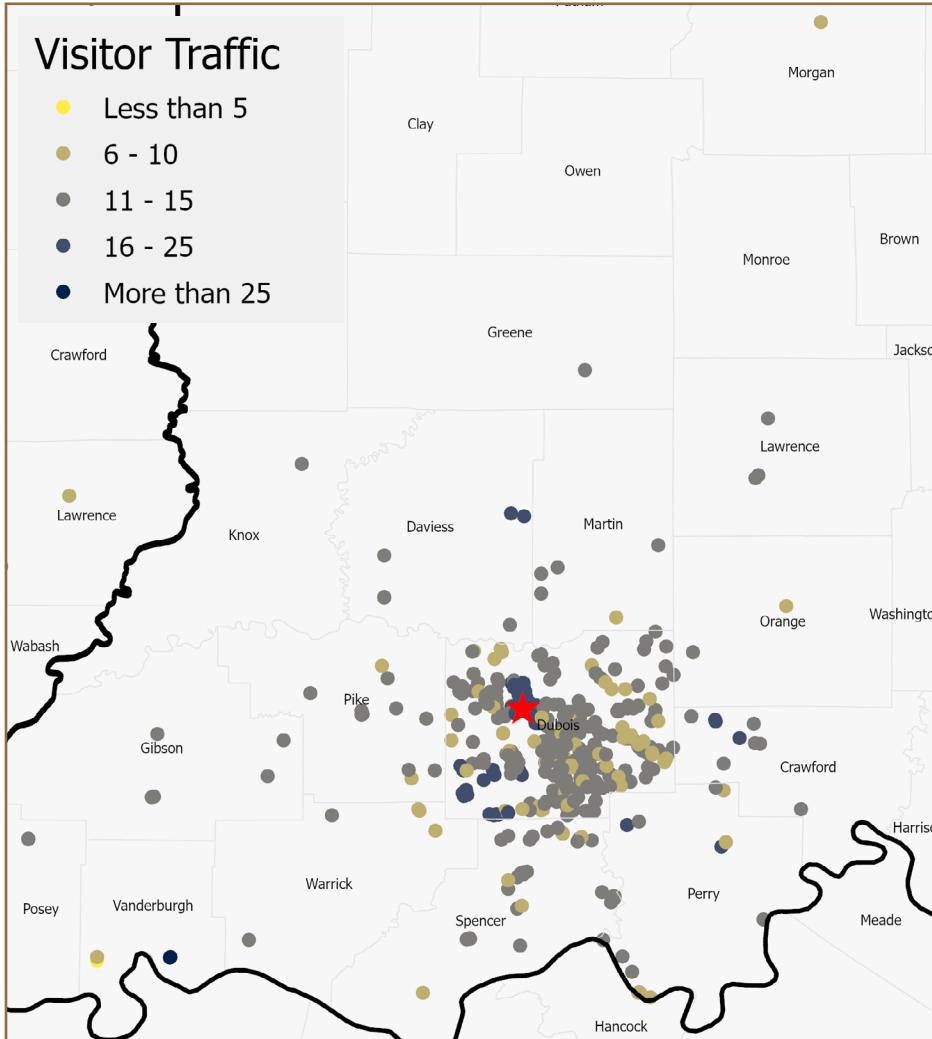
\$323,434
Non-READI Sources

\$225,000
READI Program Match

DUBOIS COUNTY PARK

BEFORE (January 1, 2023 - December 31, 2023)

AFTER (January 1, 2025 - December 31, 2025)

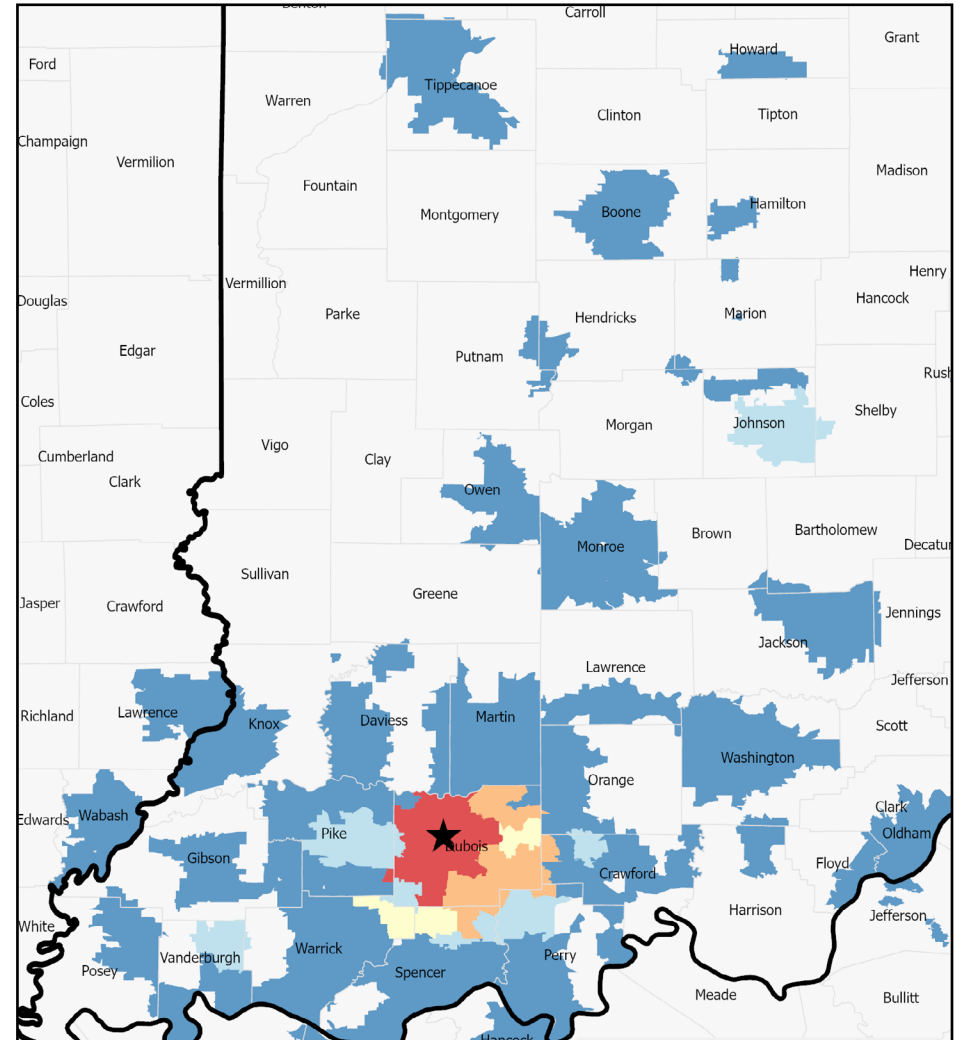
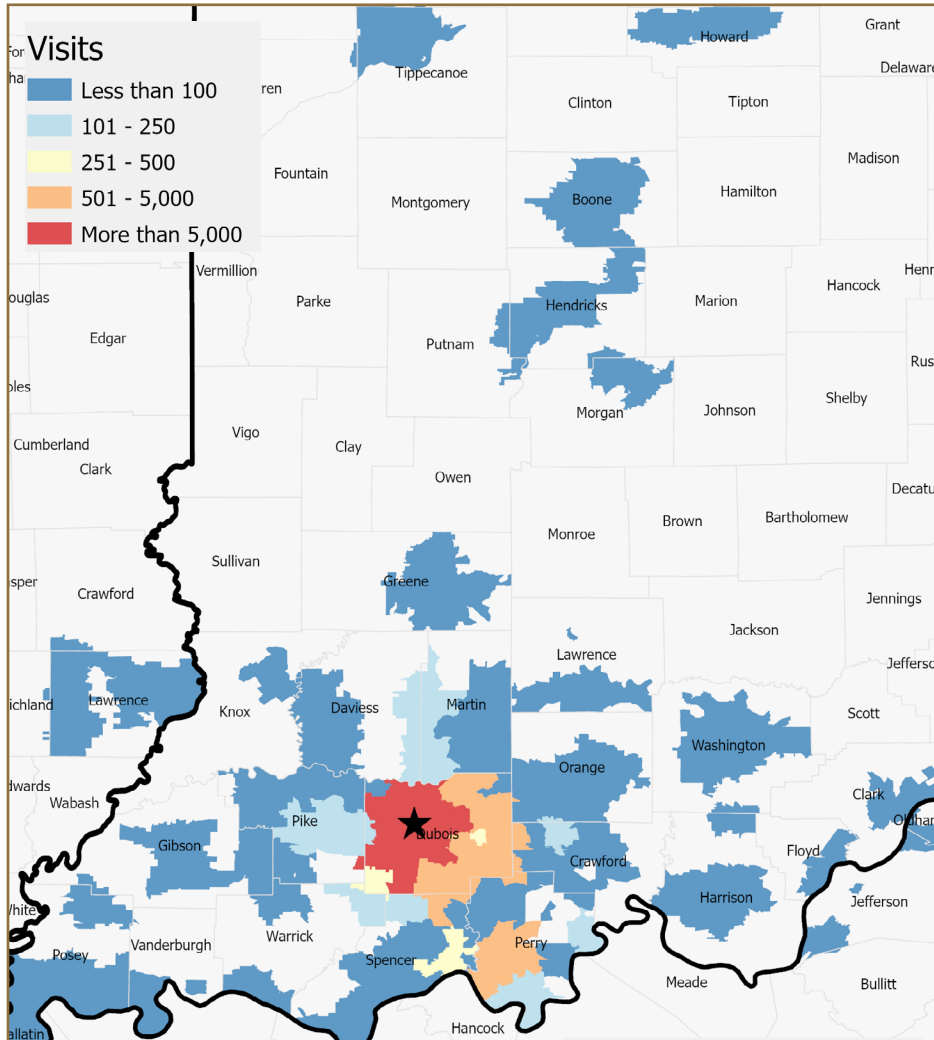


QUALITY OF LIFE PROJECT VISITS

DUBOIS COUNTY PARK

BEFORE (January 1, 2023 - December 31, 2023)

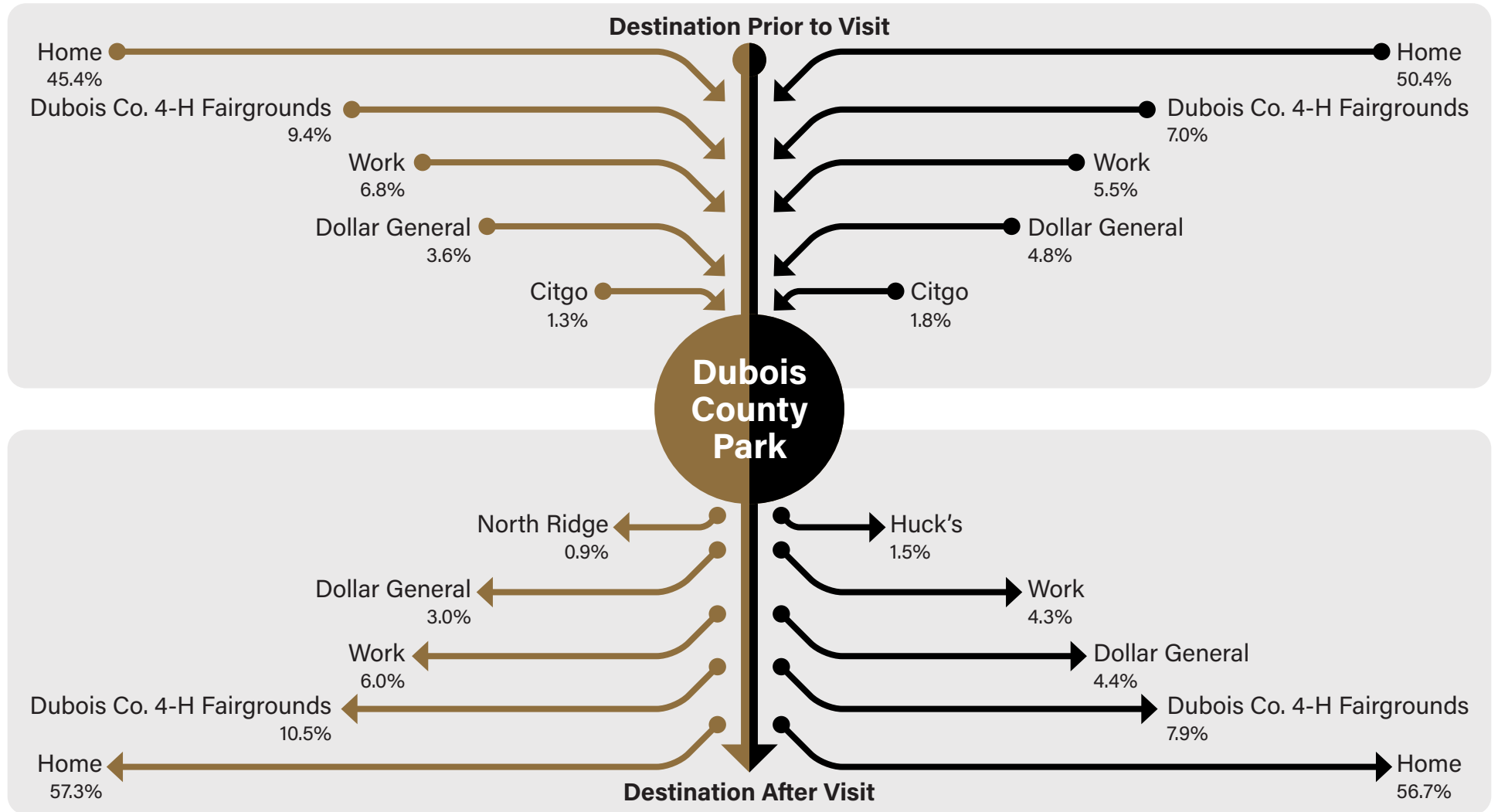
AFTER (January 1, 2025 - December 31, 2025)



DUBOIS COUNTY PARK

BEFORE (January 1, 2023 - December 31, 2023)

AFTER (January 1, 2025 - December 31, 2025)



DUBOIS COUNTY PARK

BEFORE (January 1, 2023 - December 31, 2023)

Unique Visitors

Visit	22,171	➔	29,624
Visit YoY	-20.7%	➔	34.2%
Visitors	6,800	➔	8,800
Visit Frequency	3.26	➔	3.37
Panel Visits	1,700	➔	3,500

High Frequency Visits

Days with over 100 visits	33	➔	34
Days with over 200 visits	32	➔	33
Days with over 500 visits	16	➔	25
Days with over 1,000 visits	4	➔	11
Days with over 1,500 visits	2	➔	1

Visitor Journey

Prior: Most Place	Home (45.4%)	➔	Home (50.4%)
Prior: Second Most Place	Dubois Co. 4-H Fairgrounds (9.4%)	➔	Dubois Co. 4-H Fairgrounds (7.0%)
Post: Most Place	Home (57.3%)	➔	Home (56.7%)
Post: Second Most Place	Dubois Co. 4-H Fairgrounds (10.5%)	➔	Dubois Co. 4-H Fairgrounds (7.9%)

AFTER (January 1, 2025 - December 31, 2025)

Trip & Demographic Characteristics

Trip Characteristics

Most Daily Visits	Saturday (21.6%)	➔	Saturday (27.1%)
Least Daily Visits	Tuesday (9.4%)	➔	Tuesday (7.3%)
Most Hourly Visits	7:00 pm (6.6%)	➔	6:00 pm (6.1%)
Average Visit Duration	214 min	➔	87 min
Median Visit Duration	57 min	➔	68 min

Demographic Characteristics

Median Household Income	\$61,000	➔	\$56,000
Bachelor's Degree or Higher	21.8%	➔	22.2%
Median Age	33.8	➔	36.5
Most Common Ethnicity	White (79.4%)	➔	White (77.9%)
Persons Per Household ¹	2.48	➔	2.45

Favorite Places

First Favorite Place	North Ridge (8.2 mi)	➔	Germantown Center (8.1 mi)
Second Favorite Place	Walmart (8.2 mi)	➔	North Ridge (8.2 mi)